

AMB SERIES DOUBLE SECTION WALL MOUNTED CABINET

Stecmax AMB series double section is really suitable for server rooms, audio rooms, wiring closets, manufacturing areas, warehouses, or anywhere where heavy networking equipment needs to be protected and maintained usually. Pick up and slot in back holes ensure convenient and quick wall mounting.

- Toughened glass front door.
- Double section welded frame structure.
- Lockable different kinds of front doors.
- Turning angle of front door is over 180 degrees.
- Turning angle of rear door is over 90 degrees.
- Static loading capacity up to 60kg.



The sturdy welded frame construction of AMB Series ensures the durability of this model. The double swing structure also with side panel ensures all access both at front and rear, from left and right, easy to install and maintain.


■ Features

A. Adjustable Vertical Rails



Front and rear pairs of vertical rails are freely adjustable which simplifies mounting of the device and organization of connecting cables.

B. Cable Entry Cover



Cable entry cover provides easy cable entry on both the top and bottom.

C. Removable Side Panel



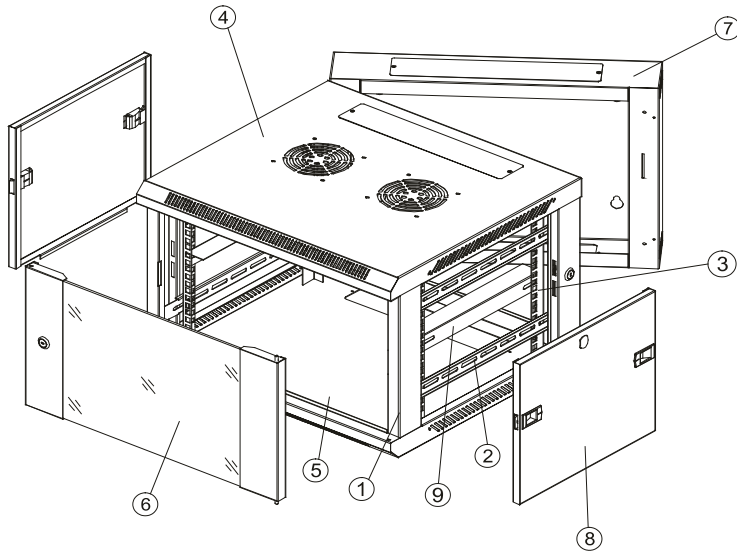
Removable side panels simplify your installation of accessories and monitoring of IT equipment.

D. Rear Swing Frame



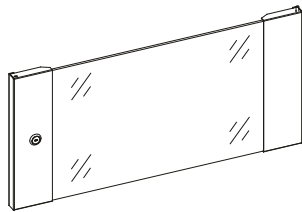
Optional swing frame allows the cabinet to swing away from the wall for easy access to equipment and cabling.

Components of AMB Series Double Section Wall Mounted Cabinet

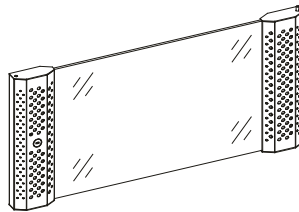


S/N	Specification	Quantity
1	Frame	1
2	Horizontal bracket	4
3	Vertical rail	4
4	Top cover	1
5	Bottom panel	1
6	Front door	1
7	Rear swing frame	1
8	Side panel	2
9	L-shaped bracket	2

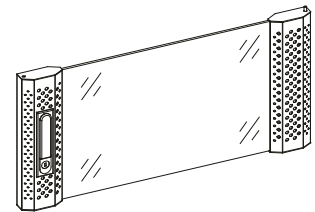
Optional Doors-Structure Drawing



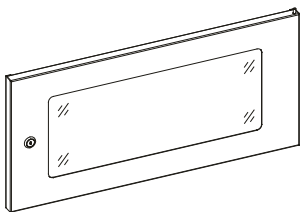
A. Tempered Glass Door
Lock: Small Round Lock



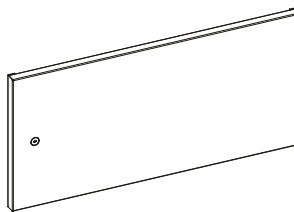
B. Tempered Glass Door, with Vented Holes
Lock: Small Round Lock



C. Tempered Glass Door, with Vented Holes
Lock: Spring Lock

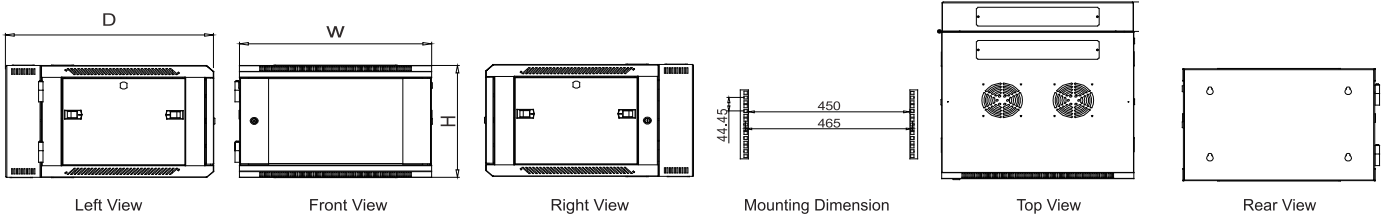


D. Tempered Glass Door
Lock: Small Round Lock



E. Solid Iron Door
Lock: Small Round Lock

Main Dimension



■ Specifications

Model	Capacity (U)	Dimension	BU Packing Dimension	
		W*D*H(mm)	W*D*H(mm)	Volume (CBM)
SX-AMB6506	6	600*550*370	615*565*385	0.134
SX-AMB6606	6	600*600*370	615*615*385	0.146
SX-AMB6509	9	600*550*500	615*565*515	0.179
SX-AMB6609	9	600*600*500	615*615*515	0.195
SX-AMB6512	12	600*550*635	615*565*650	0.226
SX-AMB6612	12	600*600*635	615*615*650	0.246
SX-AMB6515	15	600*550*770	615*565*785	0.273
SX-AMB6615	15	600*600*770	615*615*785	0.297
SX-AMB6518	18	600*550*900	615*565*915	0.318
SX-AMB6618	18	600*600*900	615*615*915	0.346
SX-AMB6522	22	600*550*1080	615*565*1095	0.380

Note:

- 1.Package: Build-up(BU)
- 2.Hardwares: ≤12U:12 sets cage nuts
>12U:24 sets cage nuts
- 3.The swing frame is optional,with depth of 100mm

Color:

RAL9005	RAL7035
	

Material:

SPCC Cold Rolled Steel.

Optional Accessories:

- 1.Fixed Shelf
- 2.Sliding Shelf
- 3.Cable Management
- 4.Cooling Solution
- 5.Air Flow Management
- 6.PDU

■ How to Define Our Model

SX-AMB6606

SX-AMB 6 6 06

- Height 6U
- Depth 600mm
- Width 600mm
- AMB series double section wall mounted cabinet