

AMC SERIES SINGLE SECTION WALL MOUNTED CABINET

Stecmax AMC Series economically designed is of simple structure fully assembled ready for immediate use, ideal for safely mounting routers, switches, media converters, and other networking equipment.

- Toughened glass front door.
- Fully assembled, quick installation.
- Lockable different kinds of front doors.
- Welded frame, reliable structure.
- Turning angle of front door is over 180 degrees.
- Static loading capacity up to 60kg.



Stecmax AMC series wall mounted cabinet economical design is of sample structure fully assembled.

Wall Mounted Cabinet

■ Features

A. Adjustable Vertical Rail



Front and rear pairs of vertical rails are freely adjustable, which simplifies mounting of the device and organization of connecting cables.

C. Removable Side Panel



Removable side panel simplifies your installation of accessories and monitoring of IT equipment.

B. Cable Entry Cover



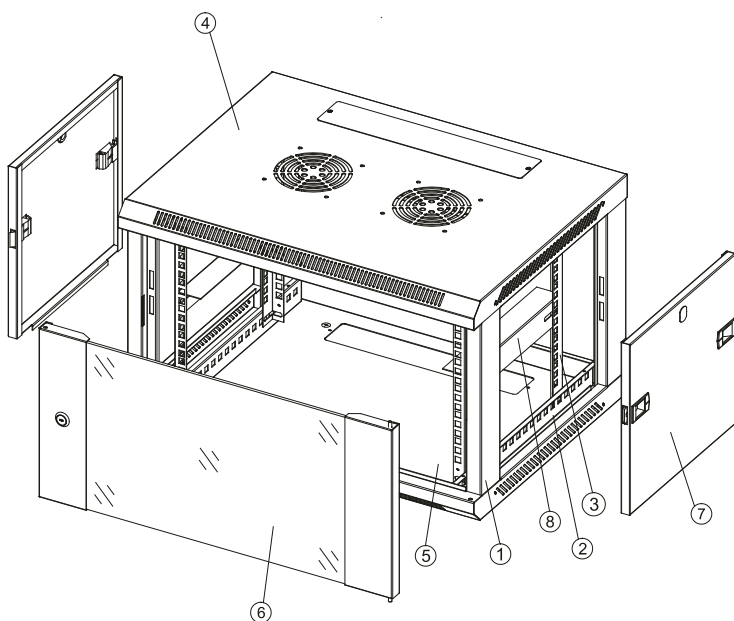
Cable entry cover provides easy cable entry on both the top and bottom panel.

D. Top Cover with Fans Optional



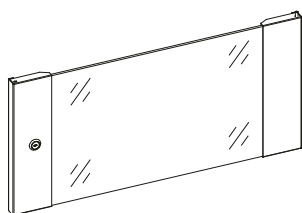
120mm*120mm fans are available on the top cover.

■ Components of AMC Series Single Section Wall Mounted Cabinet

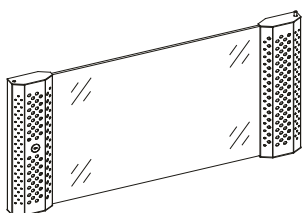


S/N	Specification	Quantity
1	Frame	1
2	Horizontal bracket	4
3	Vertical rail	4
4	Top cover	1
5	Bottom panel	1
6	Front door	1
7	Side panel	2
8	L-shaped bracket	2

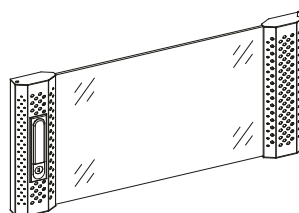
■ Optional Doors-Structure Drawing




A. Tempered glass door
Lock: Small round Lock



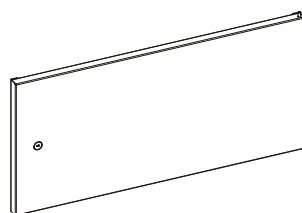
B. Tempered glass door, with vented holes
Lock: Small round Lock



C. Tempered glass door, with vented holes
Lock: Spring Lock

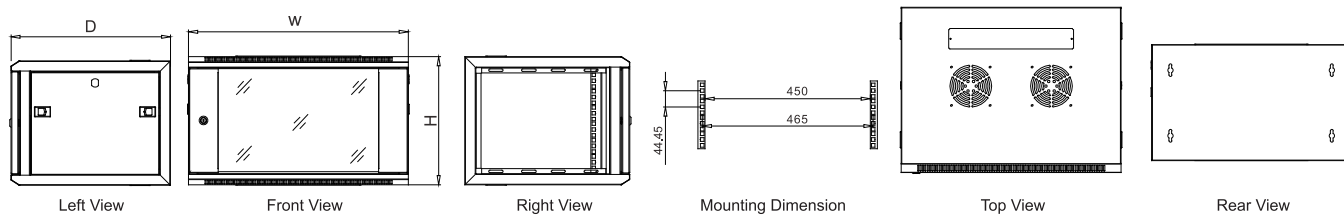


D. Tempered glass door
Lock: Small round Lock



E. Solid iron door
Lock: Small round Lock

■ Main Dimension



■ Specifications

Model	Capacity (U)	Dimension	BU Packing Dimension	
		W*D*H(mm)	W*D*H(mm)	Volume (CBM)
SX-AMC6406	6	600*450*370	615*465*385	0.109
SX-AMC6506	6	600*500*370	615*515*385	0.121
SX-AMC6606	6	600*600*370	615*615*385	0.144
SX-AMC6409	9	600*450*500	615*465*515	0.146
SX-AMC6509	9	600*500*500	615*515*515	0.162
SX-AMC6609	9	600*600*500	615*615*515	0.193
SX-AMC6412	12	600*450*635	615*465*650	0.184
SX-AMC6512	12	600*500*635	615*515*650	0.204
SX-AMC6612	12	600*600*635	615*615*650	0.244
SX-AMC6415	15	600*450*770	615*465*785	0.224
SX-AMC6515	15	600*500*770	615*515*785	0.246
SX-AMC6615	15	600*600*770	615*615*785	0.294
SX-AMC6518	18	600*500*905	615*515*920	0.289
SX-AMC6618	18	600*600*905	615*615*920	0.345
SX-AMC6522	22	600*500*1040	615*515*1055	0.331

Note:

- 1.Package: Build-up(BU)
- 2.Hardwares: ≤12U,12 sets Cage nut
>12U,24 sets Cage nut

Optional Accessories:

- 1.Fixed Shelf
- 2.Sliding Shelf
- 3.Cable Management
- 4.Cooling Solution
- 5.Air Flow Management
- 6.PDU

Color:

RAL9005	RAL7035
	

Material:

SPCC Cold Rolled Steel.

■ How to Define Our Model

SX-AMC6606

SX- A M C 6 6 06

